

OWNER'S MANUAL

Therapeutic Air Cushion

**PERFORMA
CGAIR**



 **AMYLIOR**

The provider must supply a copy of this manual to the user at time of delivery.
Read this manual carefully before use.

TABLE OF CONTENTS

General information	2
Indications of use	2
Specifications	3
Personal use warning	3
Safety warnings	4-5
Package content	5
Caring for your Performa CG Air	6
Cleaning and disinfecting	6
Transferring to another user.....	7
How to use your Performa CG Air.....	7-8
Technical specifications	9
Troubleshooting	9
Storage, transport, disposal, and recycling.....	10
Limited warranty	11

GENERAL INFORMATION

This Owner's Manual is an integral part of your **Performa CG Air** therapeutic cushion and should always remain with the product, including if it is transferred to another user.

Please note that updates to this manual are not provided automatically. To stay informed of any changes or new information, contact your provider or visit the manufacturer's website at www.amylior.com.



INDICATIONS OF USE

The **Performa CG Air** therapeutic cushion is designed for individuals with reduced mobility who use a wheelchair or other mobility device equipped with a seat sling or seat pan.

The cushion consists of multiple air cells arranged in rows, available in various cell heights and compartment configurations to meet individual needs.

There is no specific user weight limit for the **Performa CG Air**. However, it is essential that the cushion dimensions are appropriate to ensure proper seating and comfort. A clinical assessment by a qualified healthcare professional is required to determine the most suitable configuration for each user.

SPECIFICATIONS

The **Performa CG Air** cushion is made of medical-grade PVC, offering enhanced durability and stability while maintaining effective pressure relief for the skin and soft tissues.

Unlike neoprene, the non-porous nature of PVC allows for better air retention within the cushion's cells.

The **Performa CG Air** is available with one (1) or two (2) valves, and comes in cell heights of 2" (50 mm), 3" (75 mm), and 4" (100 mm) to accommodate a range of clinical needs and user preferences.

The **Performa CG Air** meets CAL117-2013 flammability standards.

PERSONAL USE WARNING

This section provides important guidance for preventing and detecting early signs of skin or soft tissue breakdown.

Perform regular skin checks:

Inspect your skin at least once per day, especially in areas in contact with the cushion.

Watch for warning signs:

- Redness
- Bruising
- Areas that appear darker than the surrounding skin

Take immediate action:

Discontinue use of any product or device that causes skin discoloration. If the discoloration does not fade within 30 minutes after removing pressure, **consult a healthcare professional immediately.**

SAFETY WARNINGS

CAUTION : Please read and follow all instructions, warnings, and notes in this manual before using the cushion.

- If any information is unclear or if additional assistance is required, contact your authorized **Amylior** provider.
- Failure to follow the instructions in this manual may result in personal injury, product damage, or malfunction.
- **Amylior** assumes no liability for injury or damage resulting from improper use.
- The authorized **Amylior** provider must deliver the **Performa CG Air** cushion in accordance with all procedures outlined in this manual.

Product Setup and Positioning

- Always ensure the cushion is correctly positioned: Air cells must face upward and the valve(s) must be at the front. Proper positioning is essential to provide the intended pressure relief benefits.
- Do not over-inflate or under-inflate the cushion. Proper inflation is critical to effectiveness. Check air pressure daily.
- Never use the cushion without its cover. Both the cushion and cover should be inspected before each use to ensure user comfort and safety.
- Always verify that no objects are between the cushion and the user.

Hygiene and Handling

- Wash your hands thoroughly before and after handling the cushion.
- If the cushion has been exposed to freezing temperatures, allow it to return to room temperature before use.

Usage Suitability

- There is no weight limit for the **Performa CG Air**; however, the cushion must be properly sized for the user to ensure comfort and effectiveness.
- A clinical assessment by a qualified healthcare professional is required to determine the best configuration.

Flammability and Safety Precautions

- The cushion meets CAL117-2013 flammability requirements.
- Exercise caution near open flames or burning cigarettes.
- Protect the cushion from sharp objects to avoid punctures.
- Do not expose the cushion to open flames or excessive heat, as this could compromise its performance or integrity.

Modification Warning

- Do not alter or modify the cushion or its cover. Doing so may negatively impact product performance and safety.

PACKAGE CONTENT



CARING FOR YOUR PERFORMA CG AIR

Regular maintenance of the cushion and its cover is essential to ensure optimal performance and user safety. If either the cushion or the cover shows signs of wear or damage, they must be replaced.

CLEANING AND DISINFECTING

Always exercise caution when handling cleaning or disinfecting products.

Wear gloves and follow all label instructions.

- Do not iron
- Do not dry clean
- Do not use abrasive cleaning products
- Do not use petroleum-based cleaners
- Do not use oil-based products

Before transferring the cushion to another user, it must be **thoroughly cleaned, disinfected, and inspected** to confirm it is in good working condition. Cleaning and disinfecting should be performed in **two (2) steps**:

1. COVER

- Remove the cover and any attached Velcro.
- Close the zipper.
- Machine wash using mild laundry detergent in warm water.
- Tumble dry on low or hang to dry.

To disinfect: Machine wash in hot water or wash using a solution of 1 part bleach to 10 parts water, then rinse thoroughly.

- Professional-grade disinfectants may be used if the manufacturer's instructions are followed carefully.

2. CUSHION

- Remove the cover and close the valve(s).
- Clean using hand soap, dish soap, laundry detergent, or a multi-purpose cleaner.
- Rinse thoroughly with water in a sink or using a hose, and air dry.
- To disinfect: Wash with a solution of 1 part bleach to 10 parts water, then rinse thoroughly.
- Professional-grade disinfectants may also be used following the instructions on the packaging.

TRANSFERRING TO ANOTHER USER

When transferring the **Performa CG Air** cushion to a new user:

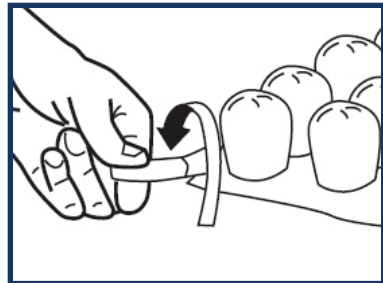
- Ensure the cushion is thoroughly cleaned, disinfected, and in excellent condition.
- The cushion should be returned to a clinician for inspection or evaluation before being reassigned.
- This Owner's Manual must accompany the cushion to ensure safe and proper use by the new user.

HOW TO USE YOUR PERFORMA CG AIR

Follow the steps below to ensure proper inflation and adjustment of your cushion.

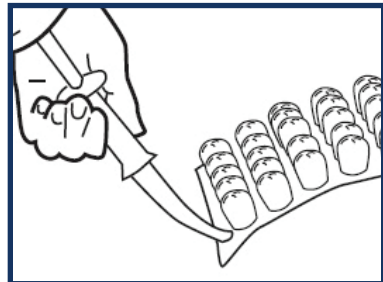
Step 1 - Open the valve

Turn the valve counterclockwise to open it.



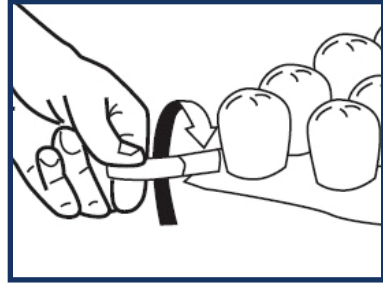
Step 2 - Inflate the cushion

Insert the pump hose into the valve and slightly over-inflate the cushion.



Step 3 - Close the valve

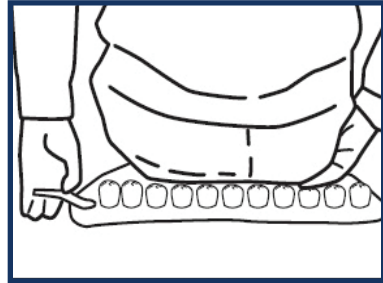
While holding the hose in place, turn the valve clockwise to close it.



Step 4 - Position the cushion

Place the cushion on the wheelchair seat with the valve facing forward.

Ensure the user is seated in their usual and optimal position.

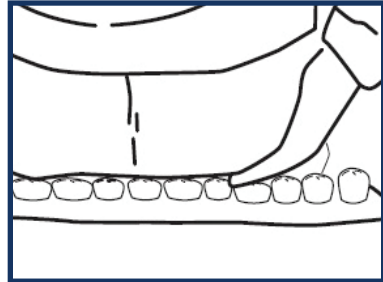


Step 5 - Adjust the air level

Using the hand cover provided, insert your hand between the cushion and the user's lowest bony prominence (e.g., ischial tuberosity).

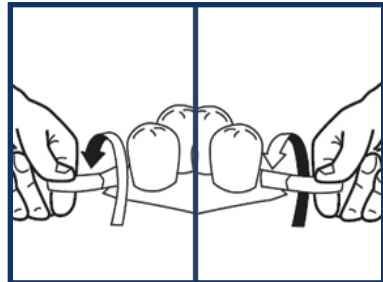
Slowly open the valve to release air until there is approximately 1/2" to 1" (15–25 mm) of space between the buttocks and the seat base.

Close the valve to lock in the adjustment.



Step 6 (If applicable: Dual-valve cushions only)

Repeat Steps 1 to 5 for the second valve.



TECHNICAL SPECIFICATIONS

NUMBER OF CELLS FOR MINIMUM SEAT DIMENSIONS

NUMBER OF CELLS	MINIMUM WIDTH OR DEPTH	FITS FOLLOWING SEAT WIDTH AND DEPTH:
5	10" (255 mm)	10" to 11.75" (255 mm – 300 mm)
6	12" (305 mm)	12" to 13.75" (305 mm – 350 mm)
7	14" (355 mm)	14" to 15.75" (355 mm – 400 mm)
8	16" (405 mm)	16" to 17.75" (405 mm – 450 mm)
9	18" (455 mm)	18" to 19.75" (455 mm – 500 mm)
10	20" (510 mm)	20" to 21.75" (510 mm – 550 mm)
11	22" (560 mm)	22" to 23.75" (560 mm – 600 mm)
12	24" (610 mm)	24" to 25.75" (610 mm – 650 mm)

The **Performa CG Air** is available with one (1) or two (2) valves, and comes in cell heights of 2" (50 mm), 3" (75 mm), and 4" (100 mm).

TROUBLESHOOTING

- Air loss**
- Ensure that the valve is fully closed.
 - To check for leaks, submerge the entire cushion in water and look for escaping air bubbles.
- Discomfort**
- Verify that the cushion is correctly positioned:
 - Air cells should face upward
 - Valve(s) should be positioned at the front
 - Check and adjust air pressure as needed to ensure proper support and pressure relief.

STORAGE, TRANSPORT, DISPOSAL, AND RECYCLING

Storage or Transport:

Before storing or transporting the cushion and cover, ensure they are properly cleaned and disinfected as recommended in this manual.

The cushion should be fully deflated.

To protect it from dust, moisture, and contaminants, place the cushion in a plastic bag and store it in a box similar to its original packaging.

Disposal:

This product contains no components known to pose environmental hazards when used and disposed of properly.

At the end of its useful life, treat the cushion as healthcare waste and dispose of it in accordance with local or regional healthcare waste regulations.

Recycling:

To explore recycling options, contact your local recycling authority or agency for guidance on proper product disposal.



LIMITED WARRANTY

Amylior warrants that this product is free from defects in materials and workmanship when used under normal conditions and without abuse.

- The **cushion** is covered by a warranty for a period of **two (2) years** from the date of purchase.
- The **cover** is covered for a period of **six (6) months** from the date of purchase.

This warranty does **not apply** to damage resulting from:

- Accidents
- Misuse or abuse
- Neglect
- Improper transportation or handling

If a defect is identified, **Amylior** will, at its discretion, **repair or replace** the product. This warranty **does not cover** any freight charges related to repair or replacement.

Amylior is committed to providing products that meet the highest standards of quality. Each unit is carefully assembled and inspected prior to delivery.

For warranty service, please **contact the dealer** from whom you purchased the product.

If you are not satisfied or require further assistance, you may contact **Amylior** directly. Please have the following information available when contacting us:

- Product name
- Serial number
- Date of purchase
- Name of dealer

IMPORTANT: Do not return any products without prior authorization.

This warranty does not cover issues caused by improper or abusive use.



For more information:

info@amylor.com

www.amylor.com

Phone: 1 450 424-0288

T/F Phone: 1 888 453-0311



Manufactured by:

 **AMYLIOR** Inc.

3190 F.-X.-Tessier
Vaudreuil-Dorion QC
J7V 5V5, CANADA

1360 Boltonfield St.
Columbus, OH
43228, USA