



ACCOUNT INFORMATION

P.O. Number: _____
Quote Number: _____
Contact Name: _____
Email Address: _____
Phone Number: _____ **Fax Number:** _____
Billing Name: _____
Shipping Name: _____
Shipping Address: _____
City: _____
State: _____ **Postal Code:** _____



PERFORMA CG AIR CUSHION

		WIDTH								
		14" (355 mm)	16" (405 mm)	18" (455 mm)	20" (510 mm)	22" (560 mm)	24" (610 mm)	26" (660 mm)	28" (710 mm)	30" (760 mm)
DEPTH	14" (355 mm)									
	16" (405 mm)									
	18" (455 mm)									
	20" (510 mm)									
	22" (560 mm)									
	24" (610 mm)									

Height	2"	3"	4"		Dimensions not available. See Custom Deluxe section on pages 4-6

► SINGLE (1) VALVE - DESIRED COVER TYPE AND DIMENSIONS (WIDTH X DEPTH X HEIGHT)

PCGA1VSCxxx-x	Performa CG Air Cushion with Standard Spacer Knit Cover			
	14" to 20" (355 mm to 510 mm) wide		(E2622)	\$510
	22" + (560 mm +) wide		(E2623)	\$610
PCGA1V3Dxxx-x	Performa CG Air Cushion with 3D Spacer Knit Double Layer Cover			
	14" to 20" (355 mm to 510 mm) wide		(E2622)	\$564
	22" + (560 mm +) wide		(E2623)	\$680
PCGA1VICxxx-x	Performa CG Air Cushion with External Incontinence Cover			
	14" to 20" (355 mm to 510 mm) wide		(E2622)	\$535
	22" + (560 mm +) wide		(E2623)	\$625



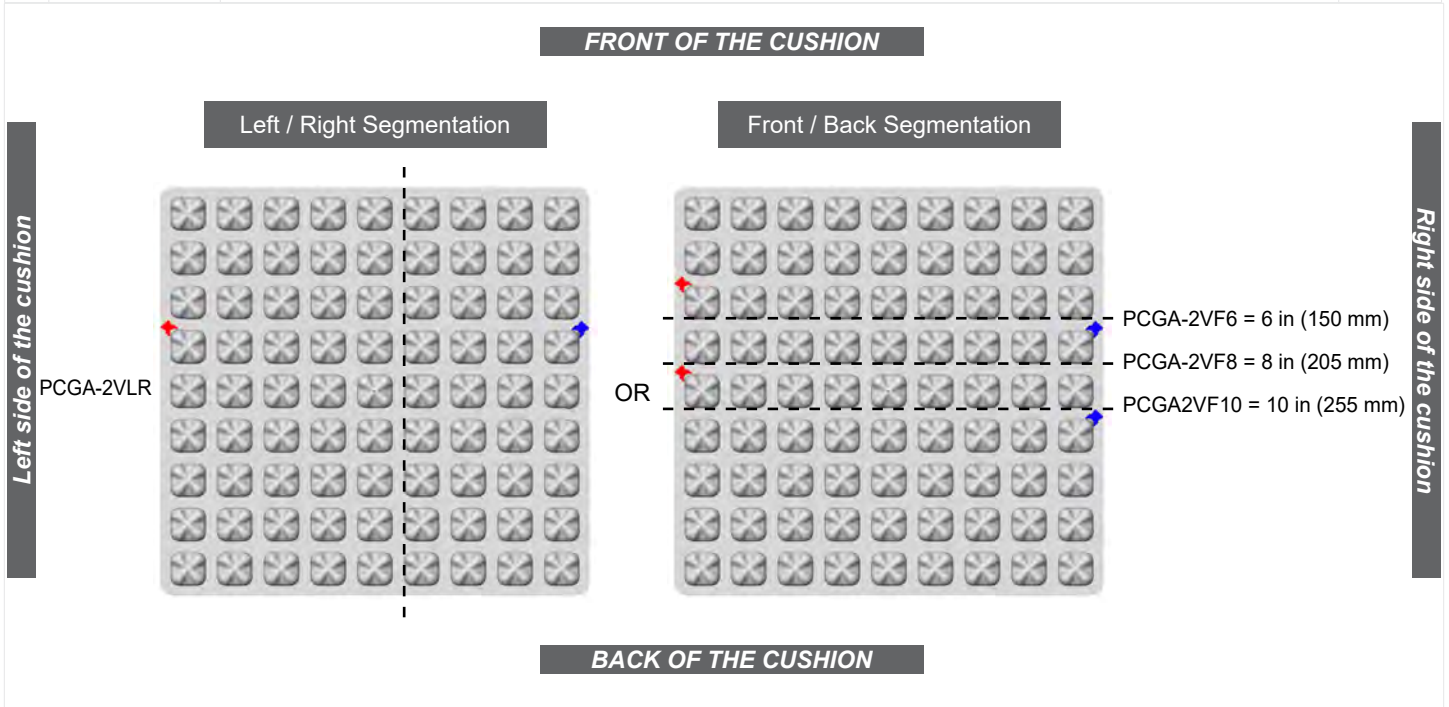
PERFORMA CG AIR CUSHION (CONTINUED)

► DUAL (2) VALVE - DESIRED COVER TYPE AND DIMENSIONS (WIDTH X DEPTH X HEIGHT)

PCGA2VSCxxx-x	Performa CG Air Cushion with Standard Spacer Knit Cover		
	14" to 20" (355 mm to 510 mm) wide	(E2624)	\$510
	22" + (560 mm +) wide	(E2625)	\$610
PCGA2V3Dxxx-x	Performa CG Air Cushion with 3D Spacer Knit Double Layer Cover		
	14" to 20" (355 mm to 510 mm) wide	(E2624)	\$564
	22" + (560 mm +) wide	(E2625)	\$680
PCGA2VICxxx-x	Performa CG Air Cushion with External Incontinence Cover		
	14" to 20" (355 mm to 510 mm) wide	(E2624)	\$535
	22" + (560 mm +) wide	(E2625)	\$625

► DUAL VALVE CUSHION SEGMENTATION (PLEASE SELECT 1 BOX)

PCGA-2VLR	Dual Valves with Left / Right Segmentation	N/C
PCGA-2VF6	Dual Valves with Front / Back Segmentation, Front distance 6 in (150 mm) from the front	N/C
PCGA-2VF8	Dual Valves with Front / Back Segmentation, Front distance 8 in (205 mm) from the front	N/C
PCGA-2VF10	Dual Valves with Front / Back Segmentation, Front distance 10 in (255 mm) from the front	N/C





OPTIONS

GripZone



Transfer Trellis



Anatomic Contour Seat Insert



Seat Pouch



PCGA-GZ	GripZone Anti-Slip Technology	\$75
PCGA-TT-WW	Transfer Trellis	\$65
PCGA-AC	Anatomic Contour Seat Insert (E0992) (Only available with 2" and 3" cell heights)	\$125
PCGA-SP	Seat Pouch	\$36

ADDITIONAL COVERS AND REPAIR KITS

PCGASCxxxx-x	Standard Spacer Knit Cover. Specify Dimensions:	W ____" D ____" H ____" (E2619)	\$130
PCGA3Dxxxx-x	3D Spacer Knit Double Layer Cover. Specify Dimensions:	W ____" D ____" H ____" (E2619)	\$150
PCGAICxxxx-x	External Incontinence Cover. Specify Dimensions:	W ____" D ____" H ____" (E2619)	\$130
PCGAPK3	Performa CG Air Repair Kit - (Includes 3 alcohol prep pads and 1 small tube of Glue Gel adhesive)		\$41



PERFORMA CG AIR DELUXE - CUSTOM CUSHION

▶ 10" TO 20" WIDE SELECT CUSTOM MODIFICATIONS BELOW OR PROVIDE CUSTOM FABRICATION SPECS ON THE GRID (FOLLOWING PAGE)

CGADLX10-20-SC	CG Air Deluxe with Standard Spacer Knit Cover - Below 22" Wide	(E2624)	\$510
CGADLX10-20-3D	CG Air Deluxe with 3D Spacer Knit Double Layer Cover - Below 22" Wide	(E2624)	\$564
CGADLX10-20-IC	CG Air Deluxe with External Incontinence Cover - Below 22" Wide	(E2624)	\$535

▶ 22" TO 24" WIDE SELECT CUSTOM MODIFICATIONS BELOW OR PROVIDE CUSTOM FABRICATION SPECS ON THE GRID (FOLLOWING PAGE)


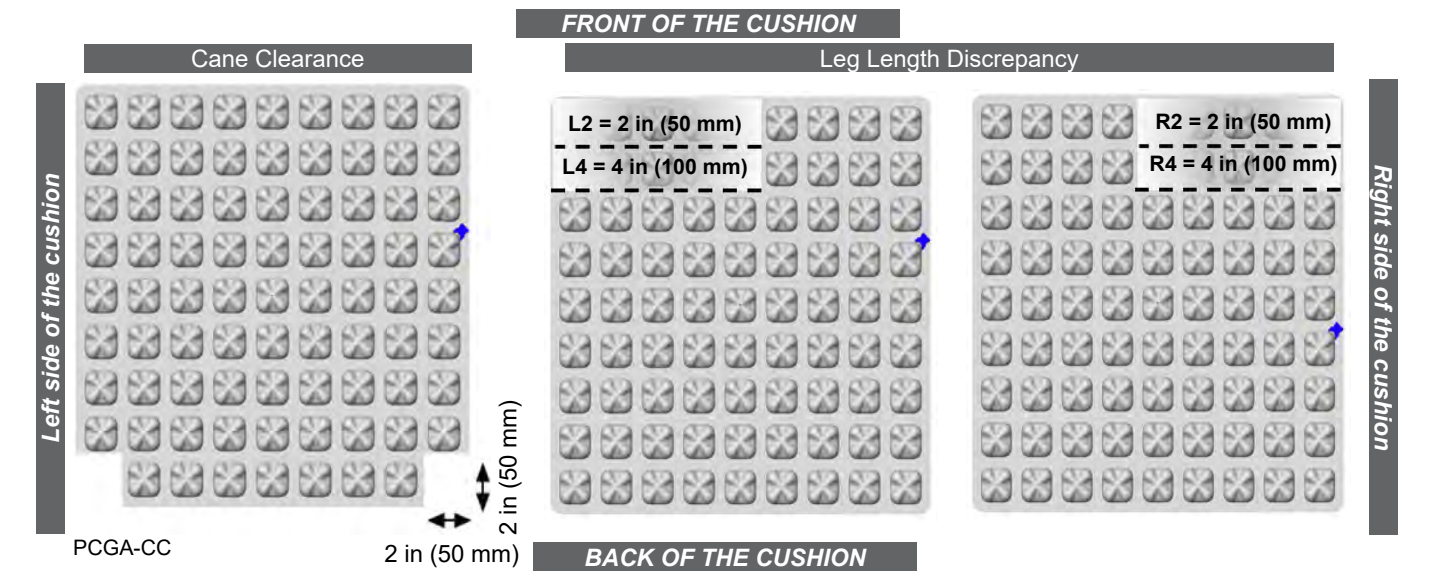
CGADLX22-24-SC	CG Air Deluxe with Standard Spacer Knit Cover - 22" to 24" Wide	(E2625)	\$610
CGADLX22-24-3D	CG Air Deluxe with 3D Spacer Knit Double Layer Cover - 22" to 24" Wide	(E2625)	\$680
CGADLX22-24-IC	CG Air Deluxe with External Incontinence Cover - 22" to 24" Wide	(E2625)	\$625

▶ 26" + WIDE SELECT CUSTOM MODIFICATIONS BELOW OR PROVIDE CUSTOM FABRICATION SPECS ON THE GRID (FOLLOWING PAGE)

CGADLX26+-SC	CG Air Deluxe with Standard Standard Spacer Knit Cover - 26" Wide or more	(E2625)	\$610
CGADLX26+-3D	CG Air Deluxe with 3D Spacer Knit Double Layer Cover - 26" Wide or more	(E2625)	\$680
CGADLX26+-IC	CG Air Deluxe with External Incontinence Cover - 26" Wide or more	(E2625)	\$625

▶ CUSTOM MODIFICATIONS

PCGA-CC	Cane clearance 2 in (50 mm)	N/C
PCGPA-LLD-L2	Left Leg Length Discrepancy, Front distance 2 in (50 mm)	N/C
PCGA-LLD-L4	Left Leg Length Discrepancy, Front distance 4 in (100 mm)	N/C
PCGA-LLD-R2	Right Leg Length Discrepancy, Front distance 2 in (50 mm)	N/C
PCGA-LLD-R4	Right Leg Length Discrepancy, Front distance 4 in (100 mm)	N/C



DEFAULT VALVE POSITION



CG AIR DELUXE - CUSTOM FABRICATION SPECIFICATIONS

ONLY AVAILABLE WITH 2" AND 3" CELL HEIGHTS IF USING AN ANATOMIC COUNTOUR SEAT INSERT (PCGA-AC)

		WIDTH - FRONT OF CUSHION														
		2	4	6	8	10	12	14	16	18	20	22	24	26	28	30
DEPTH	2	<input type="checkbox"/>	<input type="checkbox"/>	<input type="checkbox"/>	<input type="checkbox"/>	<input type="checkbox"/>	<input type="checkbox"/>	<input type="checkbox"/>	<input type="checkbox"/>	<input type="checkbox"/>	<input type="checkbox"/>	<input type="checkbox"/>	<input type="checkbox"/>	<input type="checkbox"/>	<input type="checkbox"/>	<input type="checkbox"/>
	4	<input type="checkbox"/>	<input type="checkbox"/>	<input type="checkbox"/>	<input type="checkbox"/>	<input type="checkbox"/>	<input type="checkbox"/>	<input type="checkbox"/>	<input type="checkbox"/>	<input type="checkbox"/>	<input type="checkbox"/>	<input type="checkbox"/>	<input type="checkbox"/>	<input type="checkbox"/>	<input type="checkbox"/>	<input type="checkbox"/>
	6	<input type="checkbox"/>	<input type="checkbox"/>	<input type="checkbox"/>	<input type="checkbox"/>	<input type="checkbox"/>	<input type="checkbox"/>	<input type="checkbox"/>	<input type="checkbox"/>	<input type="checkbox"/>	<input type="checkbox"/>	<input type="checkbox"/>	<input type="checkbox"/>	<input type="checkbox"/>	<input type="checkbox"/>	<input type="checkbox"/>
	8	<input type="checkbox"/>	<input type="checkbox"/>	<input type="checkbox"/>	<input type="checkbox"/>	<input type="checkbox"/>	<input type="checkbox"/>	<input type="checkbox"/>	<input type="checkbox"/>	<input type="checkbox"/>	<input type="checkbox"/>	<input type="checkbox"/>	<input type="checkbox"/>	<input type="checkbox"/>	<input type="checkbox"/>	<input type="checkbox"/>
	10	<input type="checkbox"/>	<input type="checkbox"/>	<input type="checkbox"/>	<input type="checkbox"/>	<input type="checkbox"/>	<input type="checkbox"/>	<input type="checkbox"/>	<input type="checkbox"/>	<input type="checkbox"/>	<input type="checkbox"/>	<input type="checkbox"/>	<input type="checkbox"/>	<input type="checkbox"/>	<input type="checkbox"/>	<input type="checkbox"/>
	12	<input type="checkbox"/>	<input type="checkbox"/>	<input type="checkbox"/>	<input type="checkbox"/>	<input type="checkbox"/>	<input type="checkbox"/>	<input type="checkbox"/>	<input type="checkbox"/>	<input type="checkbox"/>	<input type="checkbox"/>	<input type="checkbox"/>	<input type="checkbox"/>	<input type="checkbox"/>	<input type="checkbox"/>	<input type="checkbox"/>
	14	<input type="checkbox"/>	<input type="checkbox"/>	<input type="checkbox"/>	<input type="checkbox"/>	<input type="checkbox"/>	<input type="checkbox"/>	<input type="checkbox"/>	<input type="checkbox"/>	<input type="checkbox"/>	<input type="checkbox"/>	<input type="checkbox"/>	<input type="checkbox"/>	<input type="checkbox"/>	<input type="checkbox"/>	<input type="checkbox"/>
	16	<input type="checkbox"/>	<input type="checkbox"/>	<input type="checkbox"/>	<input type="checkbox"/>	<input type="checkbox"/>	<input type="checkbox"/>	<input type="checkbox"/>	<input type="checkbox"/>	<input type="checkbox"/>	<input type="checkbox"/>	<input type="checkbox"/>	<input type="checkbox"/>	<input type="checkbox"/>	<input type="checkbox"/>	<input type="checkbox"/>
	18	<input type="checkbox"/>	<input type="checkbox"/>	<input type="checkbox"/>	<input type="checkbox"/>	<input type="checkbox"/>	<input type="checkbox"/>	<input type="checkbox"/>	<input type="checkbox"/>	<input type="checkbox"/>	<input type="checkbox"/>	<input type="checkbox"/>	<input type="checkbox"/>	<input type="checkbox"/>	<input type="checkbox"/>	<input type="checkbox"/>
	20	<input type="checkbox"/>	<input type="checkbox"/>	<input type="checkbox"/>	<input type="checkbox"/>	<input type="checkbox"/>	<input type="checkbox"/>	<input type="checkbox"/>	<input type="checkbox"/>	<input type="checkbox"/>	<input type="checkbox"/>	<input type="checkbox"/>	<input type="checkbox"/>	<input type="checkbox"/>	<input type="checkbox"/>	<input type="checkbox"/>
	22	<input type="checkbox"/>	<input type="checkbox"/>	<input type="checkbox"/>	<input type="checkbox"/>	<input type="checkbox"/>	<input type="checkbox"/>	<input type="checkbox"/>	<input type="checkbox"/>	<input type="checkbox"/>	<input type="checkbox"/>	<input type="checkbox"/>	<input type="checkbox"/>	<input type="checkbox"/>	<input type="checkbox"/>	<input type="checkbox"/>
	24	<input type="checkbox"/>	<input type="checkbox"/>	<input type="checkbox"/>	<input type="checkbox"/>	<input type="checkbox"/>	<input type="checkbox"/>	<input type="checkbox"/>	<input type="checkbox"/>	<input type="checkbox"/>	<input type="checkbox"/>	<input type="checkbox"/>	<input type="checkbox"/>	<input type="checkbox"/>	<input type="checkbox"/>	<input type="checkbox"/>
	26	<input type="checkbox"/>	<input type="checkbox"/>	<input type="checkbox"/>	<input type="checkbox"/>	<input type="checkbox"/>	<input type="checkbox"/>	<input type="checkbox"/>	<input type="checkbox"/>	<input type="checkbox"/>	<input type="checkbox"/>	<input type="checkbox"/>	<input type="checkbox"/>	<input type="checkbox"/>	<input type="checkbox"/>	<input type="checkbox"/>
	28	<input type="checkbox"/>	<input type="checkbox"/>	<input type="checkbox"/>	<input type="checkbox"/>	<input type="checkbox"/>	<input type="checkbox"/>	<input type="checkbox"/>	<input type="checkbox"/>	<input type="checkbox"/>	<input type="checkbox"/>	<input type="checkbox"/>	<input type="checkbox"/>	<input type="checkbox"/>	<input type="checkbox"/>	<input type="checkbox"/>
	30	<input type="checkbox"/>	<input type="checkbox"/>	<input type="checkbox"/>	<input type="checkbox"/>	<input type="checkbox"/>	<input type="checkbox"/>	<input type="checkbox"/>	<input type="checkbox"/>	<input type="checkbox"/>	<input type="checkbox"/>	<input type="checkbox"/>	<input type="checkbox"/>	<input type="checkbox"/>	<input type="checkbox"/>	<input type="checkbox"/>
			BACK OF CUSHION													

STEPS TO FOLLOW TO COMPLETE THE TABLE (RED BOXES SHOW DEFAULT VALVE ROW LOCATION IF NOT OTHERWISE SPECIFIED)

- | | |
|---|---|
| <p>Step 1: Enter cushion dimensions: (W) _____" x (D) _____"
(Width x Depth)</p> <p>Step 2: Enter cell Height: (H) _____".
For various heights, enter 2, 3, or 4 in the appropriate boxes.</p> <p>Step 3: Check the appropriate box for the number of valves:
1 2 3 4 5 6</p> <p>Step 4: For each valve position, enter "V" in the desired corner.</p> | <p>Step 5: If more than one valve was entered in Step 3, make sure that each compartment is identified with lines (As entered in the previous procedure on number of compartments).</p> <p>Step 6: For cells that are not required:
a) Enter "X" in boxes where a cell is not required but the base is.
b) Enter "#" where neither a cell or the base are required.</p> <p>Step 7: Check the box for the type of cover required:
Standard 2-way Stretch Mesh 3D Incontinence</p> |
|---|---|



REFERENCE GUIDE

Cell heights: 2 3 4

Cell not required / base required: X

Cell and base not required: #

Valve(s) and valve extension(s)

- Enter "V" in the corner box(es) for desired location of the valve(s).
- Make sure the number of compartment(s) matches the number of valve(s) indicated in Step 3 on the next page.
- For more than one valve on the same corner, enter "VV" in the box at that corner.

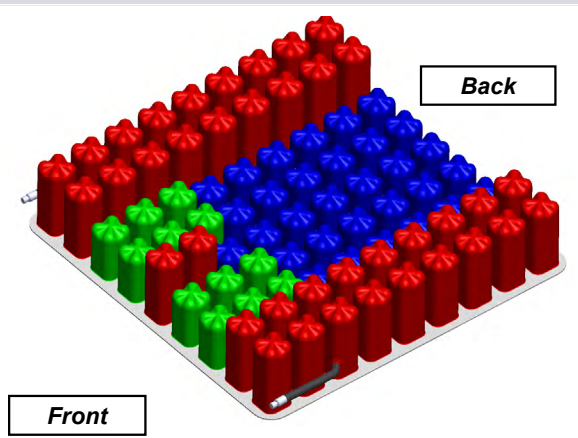
Note: For any valve required at a location other than a corner, specify location in the special instructions section.

Specifying number of compartments (the example below shows 2 compartments)

For more than one inflation compartment, use the following procedure:

- Click on the "Tool" tab
- Select the "Comment" tool in the list
- Click on "Drawing Tools" in the bar at the top, and select the "Line" tool
- Use the "Line" tool to identify each inflation compartment

EXAMPLE



Colors on this cushion are to show how a combination of cell heights can be selected to customize the CG Air. (Blue = 2", Green = 3", Red = 4")

The CG Air DELUXE can be customized with a combination of cells (2", 3", and/or 4") to meet the specific needs of a user.

Use this form to order.

	2	4	6	8	10	12	14	16	18	20	22	24	26	28	30
2	4	4	2	2	2	2	2	4	4	#	#	#	#	#	#
4	4	4	2	2	2	2	2	4	4	#	#	#	#	#	#
6	4	4	2	2	2	2	2	4	4	#	#	#	#	#	#
8	4	4	2	2	2	2	2	4	4	#	#	#	#	#	#
10	4	4	2	2	2	2	2	4	4	#	#	#	#	#	#
12	4	4	3	3	2	3	3	4	4	#	#	#	#	#	#
14	4	4	3	3	4	3	3	4	4	#	#	#	#	#	#
16	4	4	3	3	4	3	3	4	4	#	#	#	#	#	#
18	4	4	3	3	4	3	3	4	4	#	#	#	#	#	#
20	V	#	#	#	#	#	#	#	#	#	#	#	#	#	#
22	#	#	#	#	#	#	#	#	#	#	#	#	#	#	#
24	#	#	#	#	#	#	#	#	#	#	#	#	#	#	#