

Distributed by:



ORDER FORM

GRILLO STYLE L

FRONT DRIVE and REAR DRIVE gait trainer

It stimulates and helps the step pattern. It trains the user to maintain the balance of the trunk and pelvis. It organizes a wider and structured vision of space, enhances the perception of distances and environment that surrounds the user. It develops physical self-sufficiency and psychological independence by experimenting the possibility of acting independently without the help of other people.

Grillo compensates the user lack of balance thanks to its ergonomic support and wide base, it allows the user to concentrate his/her residual abilities on walking.

The wide range of components and supports offers maximum versatility. All accessories are interchangeable quickly and without the use of tools to suit different clinical pictures.



Product registered FDA (USA) Product marked **CE**



- **LIGHT ALUMINUM FRAME**, foldable for an easy transportation with **PATENTED HEIGHT ADJUSTMENT SYSTEM**.
- **PELVIC SUPPORT and THORACIC SUPPORT**, padded, adjustable in height, width and circumference. They allow an easy access. They hold the user just like two **HANDS** giving him/her a sense of security and stability allowing the user to concentrate on walking without any fear. The Thoracic support is adjustable in tilt and backward-forward.
- **ERGONOMIC HARNESS**, comfortable, adjustable and easily removable for washing. It supports the user in case of necessity without generating painful pressures.
- **HANDLEBAR**, removable and adjustable in height, it is used as a reference and as an armrest.
- **ARM SUPPORTS**, adjustable in height, tilting, rotation and depth.
- Exclusive **ORMESA DESIGN WHEELS**, light and puncture proof : 2 front swivelling, Ø15 cm (sizes mini and Small) and Ø 17.5 cm (sizes Medium and Large) and 2 rear fixed, Ø 20 cm (sizes mini and Small) and Ø 25 cm (sizes Medium and Large).
- **DIRECTIONAL LOCK** on front wheels, **ADJUSTABLE DRAG, ANTI-ROLLBACK DEVICE** and **WHEELS STOP** on rear wheels, easy to operate by the red pedal
- **SEMIELASTIC BUMPERS**.



Attention!
Read carefully the user and maintenance manual

FRONT DRIVE

REAR DRIVE

USER DIMENSIONS:

Inner **circumference pelvic and thoracic support**

from 81 to 140 cm
from 31,8 to 55,1 in

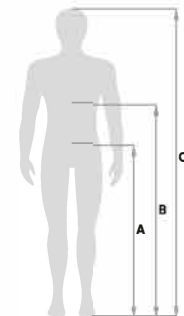


Inner **circumference pelvic and thoracic support**

from 81 to 140 cm
from 31,8 to 55,1 in



USER HEIGHT (C):
150-190 cm / 59-74,8 in



WEIGHT OF THE AID 29,5 kg / 65 lb
MAX LOAD 110 kg / 242,5 lb

WEIGHT OF THE AID 28,5 kg / 62,8 lb
MAX LOAD 110 kg / 242,5 lb

IMPORTANT:
Make sure that measures A and B indicated in the figure do not exceed the suggested range indicated for the supports.

29.07.25

Dealer name
Date of order
Order ref./name of the User







ORDER FORM

GRILLO
















SIZE **L**

Front Drive **Rear Drive**

CHOOSE THE CONFIGURATION >

<input type="checkbox"/>	<input type="checkbox"/>	<input type="checkbox"/>	<input type="checkbox"/>	<input type="checkbox"/>	<input type="checkbox"/>
PT 	PA 	P 	PT 	PA 	P 
Required: > thoracic support > pelvic support > ergonomic harness > handlebar	Required: > pelvic support > ergonomic harness > arm supports	Required: > pelvic support > ergonomic harness > handlebar	Required: > thoracic support > pelvic support > ergonomic harness > handles	Required: > pelvic support > ergonomic harness > arm supports	Required: > pelvic support > ergonomic harness > handles

ADDITIONAL COMPONENTS v
925, 924, 930: you can choose other size

865 Multiaadjustable headrest 	NA	NA	NA	<input type="checkbox"/> available in combination with thoracic support 925	<input type="checkbox"/> available in combination with thoracic support 925	<input type="checkbox"/> available in combination with thoracic support 925
925 Thoracic support  M	●	<input type="checkbox"/>	<input type="checkbox"/>	●	<input type="checkbox"/>	<input type="checkbox"/>
924 Pelvic support  M	●	●	●	●	●	●
930 Ergonomic harness  M	●	●	●	●	●	●
926 Adjustable handlebar 	●	<input type="checkbox"/>	●	NA	NA	NA
809 Arm supports 	<input type="checkbox"/>	●	<input type="checkbox"/>	<input type="checkbox"/> with joints	●	<input type="checkbox"/> with joints
943 Arm straps 	<input type="checkbox"/> available in combination with arm supports 809	<input type="checkbox"/>	<input type="checkbox"/> available in combination with arm supports 809	<input type="checkbox"/> available in combination with arm supports 809	<input type="checkbox"/>	<input type="checkbox"/> available in combination with arm supports 809
939 Ergonomic handles 	<input type="checkbox"/>	●	<input type="checkbox"/>	<input type="checkbox"/> with joints	●	<input type="checkbox"/> with joints
927 Removable knobs 	NA	NA	NA	●	<input type="checkbox"/>	●
815 Proximal abductor 	<input type="checkbox"/>	<input type="checkbox"/>	<input type="checkbox"/>	<input type="checkbox"/>	<input type="checkbox"/>	<input type="checkbox"/>
946 Ergonomic saddle 	<input type="checkbox"/>	<input type="checkbox"/>	<input type="checkbox"/>	<input type="checkbox"/>	<input type="checkbox"/>	<input type="checkbox"/>
890-C Leg divider with thigh loops 	<input type="checkbox"/>	<input type="checkbox"/>	<input type="checkbox"/>	<input type="checkbox"/>	<input type="checkbox"/>	<input type="checkbox"/>
890-SC Distal abductor 	<input type="checkbox"/>	<input type="checkbox"/>	<input type="checkbox"/>	<input type="checkbox"/>	<input type="checkbox"/>	<input type="checkbox"/>
810 Weighting bars 	<input type="checkbox"/>	<input type="checkbox"/>	<input type="checkbox"/>	<input type="checkbox"/>	<input type="checkbox"/>	<input type="checkbox"/>
928 Rear narrow base wheels with parking brake pedals. ONLY FOR INDOOR USE 	<input type="checkbox"/>	<input type="checkbox"/>	<input type="checkbox"/>	<input type="checkbox"/>	<input type="checkbox"/>	<input type="checkbox"/>

MKT.F112 | P25001 | USA | January 2026 | R02 ● > REQUIRED IN THE CHOSEN CONFIGURATION > ACCESSORY NA > NOT AVAILABLE