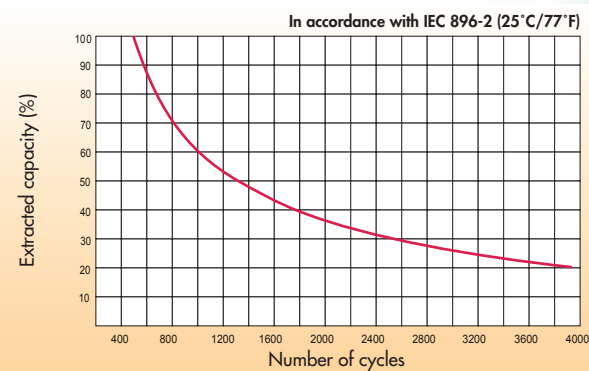


#1 in RANGE and CHARGING CYCLES

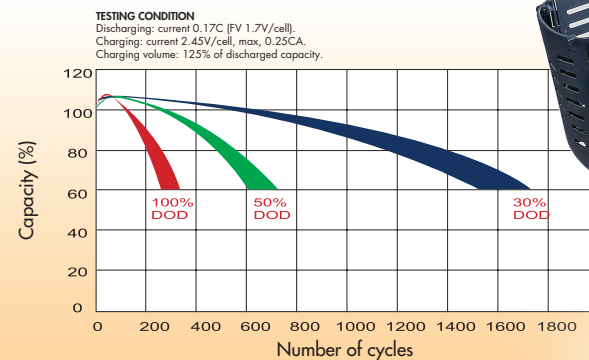
- No travel restrictions
- One-year free replacement warranty

GEL & AGM Premium Sealed Deep Cycle Batteries for Power Wheelchairs & Scooters

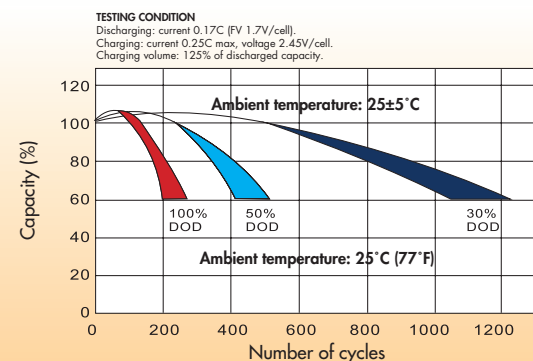
• GEL - cycle life in relation to depth of discharge



• AGM - cycle life in relation to depth of discharge



• SEALES LEAD-ACID - cycle life in relation to depth of discharge



GEL & AGM Premium Sealed Deep Cycle Batteries for Power Wheelchairs & Scooters

#1 in RANGE and CHARGING CYCLES

- No travel restrictions
- One-year free replacement warranty



CG Power is an Amylior Inc. brand

Phone: +1 450 424-0288 | Fax: +1 450 424-7211
info@amylior.com | amylior.com



CG Power is an Amylior Inc. brand

Phone: +1 450 424-0288 | Fax: +1 450 424-7211
info@amylior.com | amylior.com



Keeping you and your mobility devices
On the go...

#1 in RANGE and
CHARGING CYCLES

- No travel restrictions
- One-year free replacement warranty



• GEL BATTERY SPECIFICATIONS										
Battery Type	On-Chair Product Code	Parts Product Code	Voltage	Connection Type	Amp Hour (20 hrs)	Number of Cycles at 50% Discharge	Weight lb (kg)	Length in. (mm)	Width in. (mm)	Total Height in. (mm)
U1	BATU1-GEL-30A	B00426	12	T5 Terminal	30 Ah	1300	23.59 lb (10.7 kg)	7.68" (195 mm)	5.12" (130 mm)	7.01" (178 mm)
	BAT-GEL-40A	B00425	12	T6 Terminal	38 Ah	1300	29.77 lb (13.5 kg)	7.76" (197 mm)	6.5" (165 mm)	6.69" (170 mm)
Group 22NF	BAT22NFGL	B00406	12	T14 Terminal	50 Ah	1300	36.60 lb (16.6 kg)	9.02" (229 mm)	5.43" (138 mm)	8.97" (228 mm)
Group 34	BAT34-GEL-60A	B00423	12	T6 Terminal	60 Ah	1300	43.3 lb (19.7 kg)	10.2" (259 mm)	6.61" (168 mm)	7.48" (190 mm)
Group 24	BAT24GEL	B00407	12	T6 Terminal	70 Ah	1300	55.1 lb (25 kg)	10.24" (260 mm)	6.61" (168 mm)	9.05" (230 mm)

• GEL BATTERY POST POLARITY		
Battery Type	On-Chair Product Code	Diagram
U1	BATU1-GEL-30A	
	BAT-GEL-40A	
Group 22NF	BAT22NFGL	
Group 34	BAT34-GEL-60A	
Group 24	BAT24GEL	


GEL & AGM Premium Sealed Deep Cycle Batteries for Power Wheelchairs & Scooters

The CG Power Premium line of Gel and AGM batteries have been optimized to offer more range and durability, with more charging cycles for today's mobility needs. We have the right battery for all major makes and models, all backed by a one-year free replacement warranty. You can depend on CG Power mobility batteries to provide the long life and range required by today's mobility devices.

Taking you where you need to go

Every one of our wheelchair and scooter batteries passes all travel requirements ensuring there will be no restrictions* on your mobility device being transported over land, sea or air without removal from the wheelchair.

- One-year free replacement warranty
- Compliant with IATA/ICAO regulations*



• AGM BATTERY SPECIFICATIONS										
Battery Type	On-Chair Product Code	Parts Product Code	Voltage	Connection Type	Amp Hour (10 hrs)	Number of Cycles at 50% Discharge	Weight lb (kg)	Length in. (mm)	Width in. (mm)	Total Height in. (mm)
U1	BAT-AGM-18A	B00427	12	T3 Terminal	18 Ah	700	13.23 lb (6 kg)	7.16" (181 mm)	3.03" (77 mm)	6.59" (167mm)
	BATU1-AGM-33A	B00418	12	T5 Terminal	33 Ah	700	25.7 lb (11.65 kg)	7.68" (195 mm)	5.12" (130 mm)	7.17" (182 mm)
	BAT-AGM-38A	B00424	12	T6 Terminal	38 Ah	700	31.3 lb (14.2 kg)	7.76" (197 mm)	6.5" (165 mm)	6.69" (170 mm)
Group 22NF	BAT22NFAGM	B00408	12	T14 Terminal	55 Ah	700	39 lb (17.7 kg)	9.02" (229 mm)	5.43" (138 mm)	9.06" (230 mm)
Group 34	BAT34-AGM-60A	B00422	12	T6 Terminal	60 Ah	700	43 lb (19.5 kg)	10.2" (259 mm)	6.61" (168 mm)	7.48" (190 mm)
Group 24	BAT24AGM	B00409	12	T6 Terminal	75 Ah	700	49.2 lb (22.3 kg)	10.2" (259 mm)	6.61" (168 mm)	8.43" (214 mm)
Group 31	BAT31-AGM-100A	B00417	12	T11 Terminal	100 Ah	700	67.5 lb (30.6 kg)	12.99" (330 mm)	6.81" (173 mm)	8.66" (220 mm)

• AGM BATTERY POST POLARITY		
Battery Type	On-Chair Product Code	Diagram
U1	BAT-AGM-18A	
	BATU1-AGM-33A	
	BAT-AGM-38A	
Group 22NF	BAT22NFAGM	
Group 34	BAT34-AGM-60A	
Group 24	BAT24AGM	
Group 31	BAT31-AGM-100A	



• SEALED LEAD-ACID BATTERY SPECIFICATIONS										
Battery Type	On-Chair Product Code	Parts Product Code	Voltage	Connection Type	Amp Hour (20 hrs)	Number of Cycles at 50% Discharge	Weight lb (kg)	Length in. (mm)	Width in. (mm)	Total Height in. (mm)
U1	BAT-SLA-12A	B00437	12	T2 Terminal	12A	500	3.5 lb (5.4 kg)	5.95" (151 mm)	3.86" (98 mm)	3.74" (95 mm)
	BAT-SLA-18A	B00436	12	T3 Terminal	18A	500	11.9 lb (5.4 kg)	7.14" (181 mm)	3.03" (77 mm)	6.59" (167 mm)

• SEALED LEAD-ACID BATTERY POST POLARITY		
Battery Type	On-Chair Product Code	Diagram
U1	BAT-SLA-12A	
	BAT-SLA-18A	

* CG Power batteries are not restricted for transport as they comply with International Air Transport Association and International Civil Aviation Organization Special Provision A67 Department of Transportation regulations for safe transport.