



ACCOUNT INFORMATION

P.O. Number: _____
Quote Number: _____
Contact Name: _____
Email Address: _____
Phone Number: _____ **Fax Number:** _____
Billing Name: _____
Shipping Name: _____
Shipping Address: _____
City: _____
Province: _____ **Postal Code:** _____



PERFORMA CG AIR CUSHION

		WIDTH								
		14" (355 mm)	16" (405 mm)	18" (455 mm)	20" (510 mm)	22" (560 mm)	24" (610 mm)	26" (660 mm)	28" (710 mm)	30" (760 mm)
DEPTH	14" (355 mm)									
	16" (405 mm)									
	18" (455 mm)									
	20" (510 mm)									
	22" (560 mm)									
	24" (610 mm)									

Height	2"	3"	4"		Dimensions not available. See Custom Deluxe section on pages 4-6

► SINGLE (1) VALVE - DESIRED COVER TYPE AND DIMENSIONS (WIDTH X DEPTH X HEIGHT)

PCGA1VSCxxx-x	Performa CG Air Cushion with Standard Spacer Knit Cover		
	14" to 20" (355 mm to 510 mm) wide	ADP# SE0002369	\$812
	22" + (560 mm +) wide	ADP# SE0002370	\$914
PCGA1V3Dxxx-x	Performa CG Air Cushion with 3D Spacer Knit Double Layer Cover		
	14" to 20" (355 mm to 510 mm) wide	ADP# SE0002377	\$857
	22" + (560 mm +) wide	ADP# SE0002378	\$963
PCGA1VICxxx-x	Performa CG Air Cushion with External Incontinence Cover		
	14" to 20" (355 mm to 510 mm) wide	ADP# SE0002373	\$915
	22" + (560 mm +) wide	ADP# SE0002374	\$969



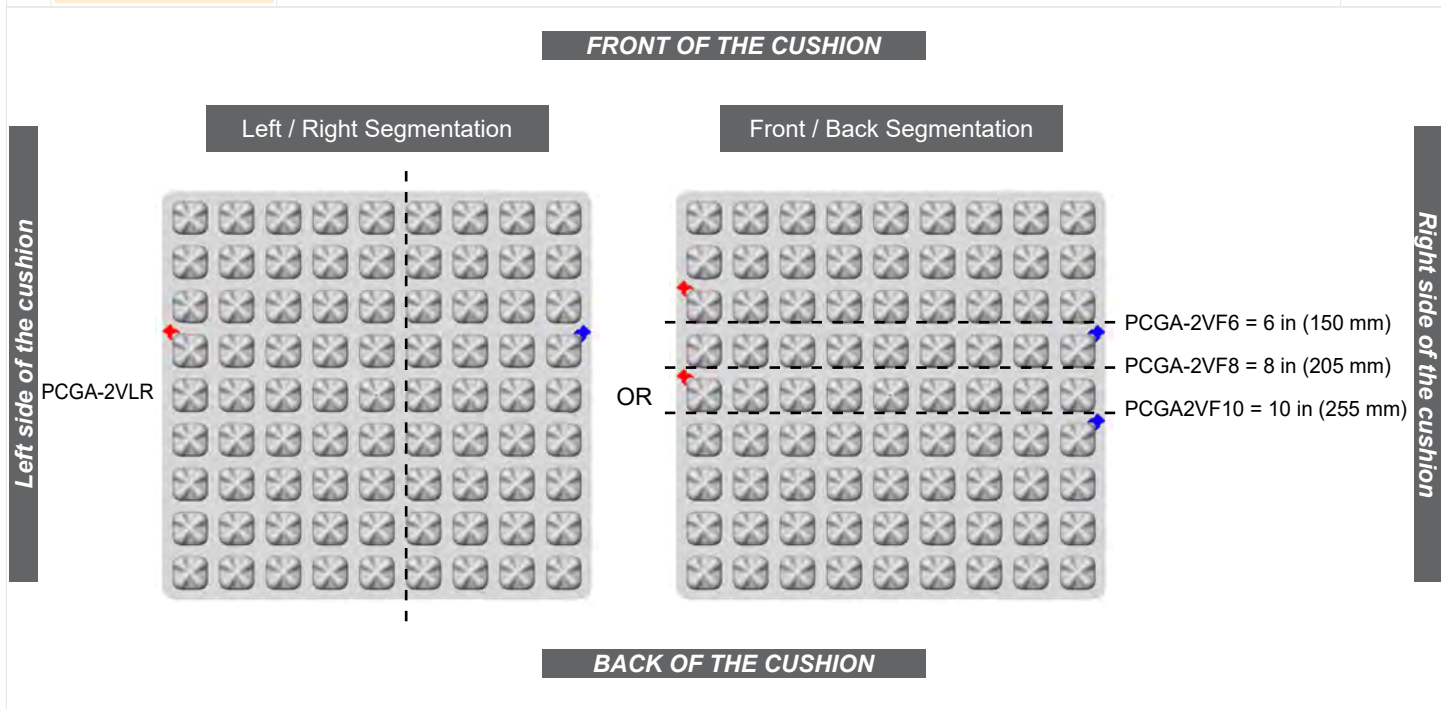
PERFORMA CG AIR CUSHION (CONTINUED)

► DUAL (2) VALVE - DESIRED COVER TYPE AND DIMENSIONS (WIDTH X DEPTH X HEIGHT)

PCGA2VSCxxx-x	Performa CG Air Cushion with Standard Spacer Knit Cover		
	14" to 20" (355 mm to 510 mm) wide	ADP# SE0002369	\$812
	22" + (560 mm +) wide	ADP# SE0002370	\$914
PCGA2V3Dxxx-x	Performa CG Air Cushion with 3D Spacer Knit Double Layer Cover		
	14" to 20" (355 mm to 510 mm) wide	ADP# SE0002377	\$857
	22" + (560 mm +) wide	ADP# SE0002378	\$963
PCGA2VICxxx-x	Performa CG Air Cushion with External Incontinence Cover		
	14" to 20" (355 mm to 510 mm) wide	ADP# SE0002373	\$915
	22" + (560 mm +) wide	ADP# SE0002374	\$969

► DUAL VALVE CUSHION SEGMENTATION (PLEASE SELECT 1 BOX)

PCGA-2VLR	Dual Valves with Left / Right Segmentation	N/C
PCGA-2VF6	Dual Valves with Front / Back Segmentation, Front distance 6 in (150 mm) from the front	N/C
PCGA-2VF8	Dual Valves with Front / Back Segmentation, Front distance 8 in (205 mm) from the front	N/C
PCGA-2VF10	Dual Valves with Front / Back Segmentation, Front distance 10 in (255 mm) from the front	N/C





OPTIONS



PCGA-GZ	GripZone Anti-Slip Technology		\$86
PCGA-TT-WW	Trellis		\$100
PCGA-AC	Anatomic Contour Seat Insert (Only available with 2" and 3" Cell Heights)	ADP# SESND1015	\$100
PCGA-SP	Seat Pouch		\$55

ADDITIONAL COVERS AND REPAIR KITS

PCGASCxxxx-x	Standard Spacer Knit Cover 14" to 20" (355 mm to 510 mm) wide.	ADP# SESND1050	Specify Dimensions:	W ____" D ____" H ____"	\$95
PCGASCxxxx-x	Standard Spacer Knit Cover 22" + (560 mm +) wide.	ADP# SESND1060	Specify Dimensions:	W ____" D ____" H ____"	\$195
PCGASCxxxx-x	Standard Spacer Knit Cover non-standard sizes.	ADP# SESND1055	Specify Dimensions:	W ____" D ____" H ____"	\$144
PCGA3Dxxxx-x	3D Spacer Knit Double Layer Cover 14" to 20" (355 mm to 510 mm) wide.	ADP# SESND1050	Specify Dimensions:	W ____" D ____" H ____"	\$95
PCGA3Dxxxx-x	3D Spacer Knit Double Layer Cover 22" + (560 mm +) wide.	ADP# SESND1060	Specify Dimensions:	W ____" D ____" H ____"	\$195
PCGA3Dxxxx-x	3D Spacer Knit Double Layer Cover non-standard sizes.	ADP# SESND1055	Specify Dimensions:	W ____" D ____" H ____"	\$144
PCGAICxxxx-x	External Incontinence Cover.		Specify Dimensions:	W ____" D ____" H ____"	\$157
PCGAPK3	Performa CG Air Repair Kit - (Includes 3 alcohol prep pads and 1 small tube of Glue Gel adhesive)				\$50



PERFORMA CG AIR DELUXE - CUSTOM CUSHION

Select custom modifications below or provide custom fabrication specs on the grid (following page)

► **Performa CG Air Deluxe with Standard Spacer Knit Cover**

PCGADLX10-20-SC	10" to 20" (255 mm to 510 mm) wide	ADP# SE0002371	\$1079
PCGADLX22+-SC	22" + (560 mm +) wide	ADP# SE0002372	\$1196

► **Performa CG Air Deluxe with 3D Spacer Knit Double Layer Cover**


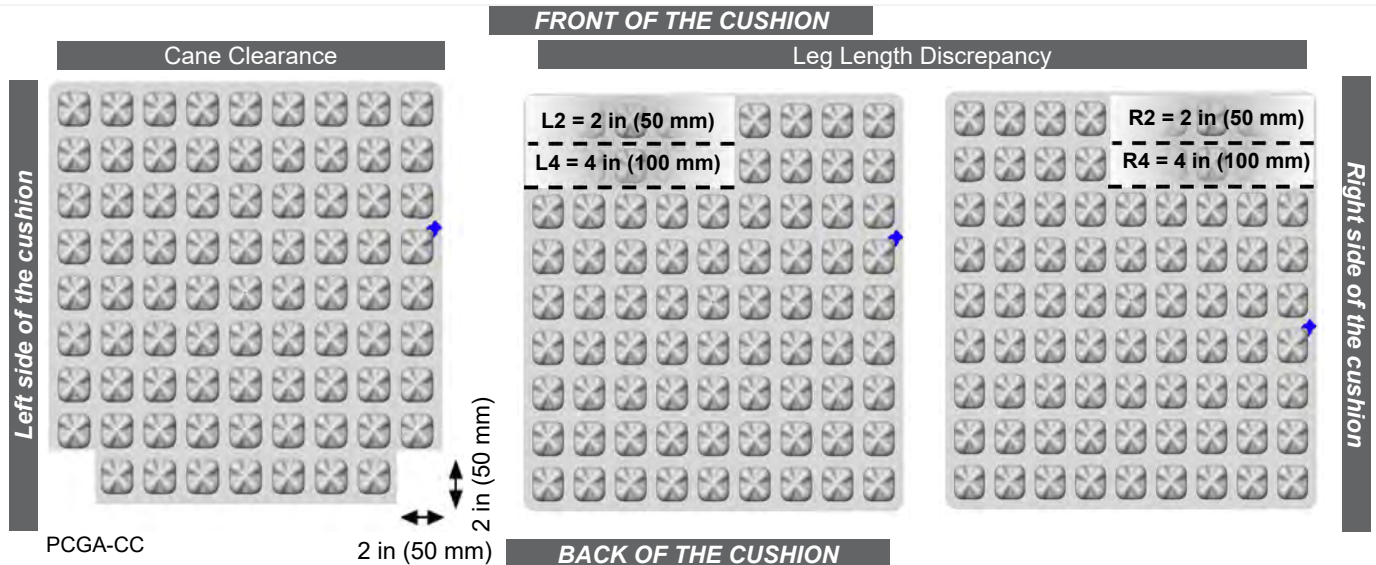
PCGADLX10-20-3D	10" to 20" (255 mm to 510 mm) wide	ADP# SE0002379	\$1196
PCGADLX22+-3D	22" + (560 mm +) wide	ADP# SE0002380	\$1312

► **Performa CG Air Deluxe with External Incontinence Cover**

PCGADLX10-20-IC	10" to 20" (255 mm to 510 mm) wide	ADP# SE0002375	\$1254
PCGADLX22+-IC	22" + (560 mm +) wide	ADP# SE0002376	\$1370

► **CUSTOM MODIFICATIONS**

PCGA-CC	Cane clearance 2 in (50 mm)		N/C
PCGA-LLD-L2	Left Leg Length Discrepancy, Front distance 2 in (50 mm)	ADP# SESND1040	\$100
PCGA-LLD-L4	Left Leg Length Discrepancy, Front distance 4 in (100 mm)	ADP# SESND1040	\$100
PCGA-LLD-R2	Right Leg Length Discrepancy, Front distance 2 in (50 mm)	ADP# SESND1040	\$100
PCGA-LLD-R4	Right Leg Length Discrepancy, Front distance 4 in (100 mm)	ADP# SESND1040	\$100



DEFAULT VALVE POSITION



CG AIR DELUXE - CUSTOM FABRICATION SPECIFICATIONS

ONLY AVAILABLE WITH 2" AND 3" CELL HEIGHTS IF USING AN ANATOMIC COUNTOUR SEAT INSERT (PCGA-AC)

		WIDTH - FRONT OF CUSHION														
		2	4	6	8	10	12	14	16	18	20	22	24	26	28	30
DEPTH	2	<input type="checkbox"/>	<input type="checkbox"/>	<input type="checkbox"/>	<input type="checkbox"/>	<input type="checkbox"/>	<input type="checkbox"/>	<input type="checkbox"/>	<input type="checkbox"/>	<input type="checkbox"/>	<input type="checkbox"/>	<input type="checkbox"/>	<input type="checkbox"/>	<input type="checkbox"/>	<input type="checkbox"/>	<input type="checkbox"/>
	4	<input type="checkbox"/>	<input type="checkbox"/>	<input type="checkbox"/>	<input type="checkbox"/>	<input type="checkbox"/>	<input type="checkbox"/>	<input type="checkbox"/>	<input type="checkbox"/>	<input type="checkbox"/>	<input type="checkbox"/>	<input type="checkbox"/>	<input type="checkbox"/>	<input type="checkbox"/>	<input type="checkbox"/>	<input type="checkbox"/>
	6	<input type="checkbox"/>	<input type="checkbox"/>	<input type="checkbox"/>	<input type="checkbox"/>	<input type="checkbox"/>	<input type="checkbox"/>	<input type="checkbox"/>	<input type="checkbox"/>	<input type="checkbox"/>	<input type="checkbox"/>	<input type="checkbox"/>	<input type="checkbox"/>	<input type="checkbox"/>	<input type="checkbox"/>	<input type="checkbox"/>
	8	<input type="checkbox"/>	<input type="checkbox"/>	<input type="checkbox"/>	<input type="checkbox"/>	<input type="checkbox"/>	<input type="checkbox"/>	<input type="checkbox"/>	<input type="checkbox"/>	<input type="checkbox"/>	<input type="checkbox"/>	<input type="checkbox"/>	<input type="checkbox"/>	<input type="checkbox"/>	<input type="checkbox"/>	<input type="checkbox"/>
	10	<input type="checkbox"/>	<input type="checkbox"/>	<input type="checkbox"/>	<input type="checkbox"/>	<input type="checkbox"/>	<input type="checkbox"/>	<input type="checkbox"/>	<input type="checkbox"/>	<input type="checkbox"/>	<input type="checkbox"/>	<input type="checkbox"/>	<input type="checkbox"/>	<input type="checkbox"/>	<input type="checkbox"/>	<input type="checkbox"/>
	12	<input type="checkbox"/>	<input type="checkbox"/>	<input type="checkbox"/>	<input type="checkbox"/>	<input type="checkbox"/>	<input type="checkbox"/>	<input type="checkbox"/>	<input type="checkbox"/>	<input type="checkbox"/>	<input type="checkbox"/>	<input type="checkbox"/>	<input type="checkbox"/>	<input type="checkbox"/>	<input type="checkbox"/>	<input type="checkbox"/>
	14	<input type="checkbox"/>	<input type="checkbox"/>	<input type="checkbox"/>	<input type="checkbox"/>	<input type="checkbox"/>	<input type="checkbox"/>	<input type="checkbox"/>	<input type="checkbox"/>	<input type="checkbox"/>	<input type="checkbox"/>	<input type="checkbox"/>	<input type="checkbox"/>	<input type="checkbox"/>	<input type="checkbox"/>	<input type="checkbox"/>
	16	<input type="checkbox"/>	<input type="checkbox"/>	<input type="checkbox"/>	<input type="checkbox"/>	<input type="checkbox"/>	<input type="checkbox"/>	<input type="checkbox"/>	<input type="checkbox"/>	<input type="checkbox"/>	<input type="checkbox"/>	<input type="checkbox"/>	<input type="checkbox"/>	<input type="checkbox"/>	<input type="checkbox"/>	<input type="checkbox"/>
	18	<input type="checkbox"/>	<input type="checkbox"/>	<input type="checkbox"/>	<input type="checkbox"/>	<input type="checkbox"/>	<input type="checkbox"/>	<input type="checkbox"/>	<input type="checkbox"/>	<input type="checkbox"/>	<input type="checkbox"/>	<input type="checkbox"/>	<input type="checkbox"/>	<input type="checkbox"/>	<input type="checkbox"/>	<input type="checkbox"/>
	20	<input type="checkbox"/>	<input type="checkbox"/>	<input type="checkbox"/>	<input type="checkbox"/>	<input type="checkbox"/>	<input type="checkbox"/>	<input type="checkbox"/>	<input type="checkbox"/>	<input type="checkbox"/>	<input type="checkbox"/>	<input type="checkbox"/>	<input type="checkbox"/>	<input type="checkbox"/>	<input type="checkbox"/>	<input type="checkbox"/>
	22	<input type="checkbox"/>	<input type="checkbox"/>	<input type="checkbox"/>	<input type="checkbox"/>	<input type="checkbox"/>	<input type="checkbox"/>	<input type="checkbox"/>	<input type="checkbox"/>	<input type="checkbox"/>	<input type="checkbox"/>	<input type="checkbox"/>	<input type="checkbox"/>	<input type="checkbox"/>	<input type="checkbox"/>	<input type="checkbox"/>
	24	<input type="checkbox"/>	<input type="checkbox"/>	<input type="checkbox"/>	<input type="checkbox"/>	<input type="checkbox"/>	<input type="checkbox"/>	<input type="checkbox"/>	<input type="checkbox"/>	<input type="checkbox"/>	<input type="checkbox"/>	<input type="checkbox"/>	<input type="checkbox"/>	<input type="checkbox"/>	<input type="checkbox"/>	<input type="checkbox"/>
	26	<input type="checkbox"/>	<input type="checkbox"/>	<input type="checkbox"/>	<input type="checkbox"/>	<input type="checkbox"/>	<input type="checkbox"/>	<input type="checkbox"/>	<input type="checkbox"/>	<input type="checkbox"/>	<input type="checkbox"/>	<input type="checkbox"/>	<input type="checkbox"/>	<input type="checkbox"/>	<input type="checkbox"/>	<input type="checkbox"/>
	28	<input type="checkbox"/>	<input type="checkbox"/>	<input type="checkbox"/>	<input type="checkbox"/>	<input type="checkbox"/>	<input type="checkbox"/>	<input type="checkbox"/>	<input type="checkbox"/>	<input type="checkbox"/>	<input type="checkbox"/>	<input type="checkbox"/>	<input type="checkbox"/>	<input type="checkbox"/>	<input type="checkbox"/>	<input type="checkbox"/>
	30	<input type="checkbox"/>	<input type="checkbox"/>	<input type="checkbox"/>	<input type="checkbox"/>	<input type="checkbox"/>	<input type="checkbox"/>	<input type="checkbox"/>	<input type="checkbox"/>	<input type="checkbox"/>	<input type="checkbox"/>	<input type="checkbox"/>	<input type="checkbox"/>	<input type="checkbox"/>	<input type="checkbox"/>	<input type="checkbox"/>
			BACK OF CUSHION													

STEPS TO FOLLOW TO COMPLETE THE TABLE (RED BOXES SHOW DEFAULT VALVE ROW LOCATION IF NOT OTHERWISE SPECIFIED)

- | | |
|---|---|
| <p>Step 1: Enter cushion dimensions: (W) _____" x (D) _____"
(Width x Depth)</p> <p>Step 2: Enter cell Height: (H) _____".
For various heights, enter 2, 3, or 4 in the appropriate boxes.</p> <p>Step 3: Check the appropriate box for the number of valves:
1 2 3 4 5 6</p> <p>Step 4: For each valve position, enter "V" in the desired corner.</p> | <p>Step 5: If more than one valve was entered in Step 3, make sure that each compartment is identified with lines (As entered in the previous procedure on number of compartments).</p> <p>Step 6: For cells that are not required:
a) Enter "X" in boxes where a cell is not required but the base is.
b) Enter "#" where neither a cell or the base are required.</p> <p>Step 7: Check the box for the type of cover required:
Standard 2-way Stretch Mesh 3D Incontinence</p> |
|---|---|



REFERENCE GUIDE

Cell heights: 2 3 4

Cell not required / base required: X

Cell and base not required: #

Valve(s) and valve extension(s)

- Enter “V” in the corner box(es) for desired location of the valve(s).
- Make sure the number of compartment(s) matches the number of valve(s) indicated in Step 3 on the next page.
- For more than one valve on the same corner, enter “VV” in the box at that corner.

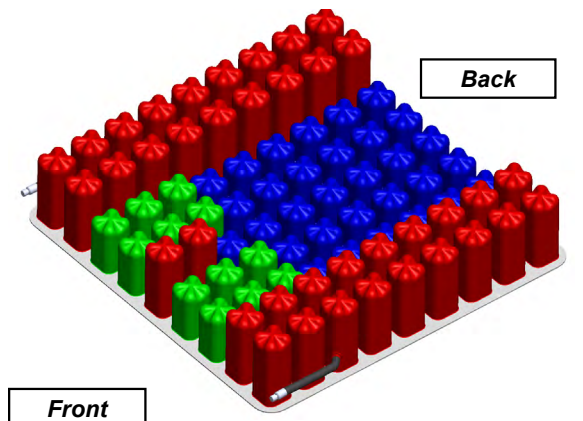
Note: For any valve required at a location other than a corner, specify location in the special instructions section.

Specifying number of compartments (the example below shows 2 compartments)

For more than one inflation compartment, use the following procedure:

- Click on the “Tool” tab
- Select the “Comment” tool in the list
- Click on “Drawing Tools” in the bar at the top, and select the “Line” tool
- Use the “Line” tool to identify each inflation compartment

EXAMPLE



Colors on this cushion are to show how a combination of cell heights can be selected to customize the CG Air. (Blue = 2”, Green = 3”, Red = 4”)

The CG Air DELUXE can be customized with a combination of cells (2”, 3”, and/or 4”) to meet the specific needs of a user.

Use this form to order.

	2	4	6	8	10	12	14	16	18	20	22	24	26	28	30
2	4	4	2	2	2	2	2	4	4	#	#	#	#	#	#
4	4	4	2	2	2	2	2	4	4	#	#	#	#	#	#
6	4	4	2	2	2	2	2	4	4	#	#	#	#	#	#
8	4	4	2	2	2	2	2	4	4	#	#	#	#	#	#
10	4	4	2	2	2	2	2	4	4	#	#	#	#	#	#
12	4	4	3	3	2	3	3	4	4	#	#	#	#	#	#
14	4	4	3	3	4	3	3	4	4	#	#	#	#	#	#
16	4	4	3	3	4	3	3	4	4	#	#	#	#	#	#
18	4	4	3	3	4	3	3	4	4	#	#	#	#	#	#
20	V	#	#	#	#	#	#	#	#	#	#	#	#	#	#
22	#	#	#	#	#	#	#	#	#	#	#	#	#	#	#
24	#	#	#	#	#	#	#	#	#	#	#	#	#	#	#